

National survey shows public supports rights, protections for transgender people

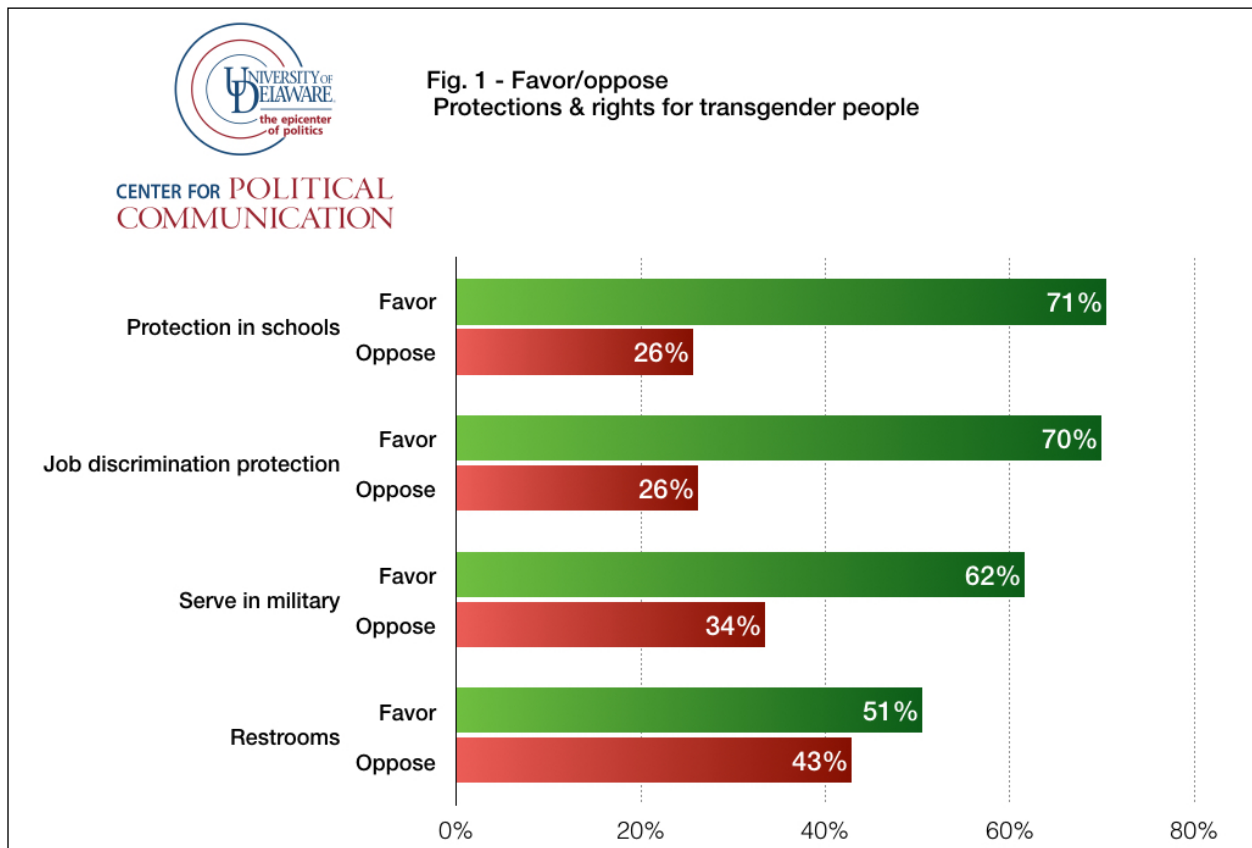
FOR IMMEDIATE RELEASE - November 24, 2015

For more information or to discuss the results, contact: Peter Bothum, Office of Communications and Public Affairs (302) 831-1418.

From domestic politics and the Syrian refugee crisis to terrorism and the Islamic State, there is more than enough political fodder to go around the dinner table this year.

And a new study from the University of Delaware’s Center for Political Communication suggests a generational blowup over transgender rights could be on the menu.

In the study, a large majority of people surveyed said they favor protection from discrimination for transgender individuals both in schools (71 percent) and in workplaces (70 percent), and a large majority also supports allowing transgender people to serve openly in the U.S. military (62 percent).

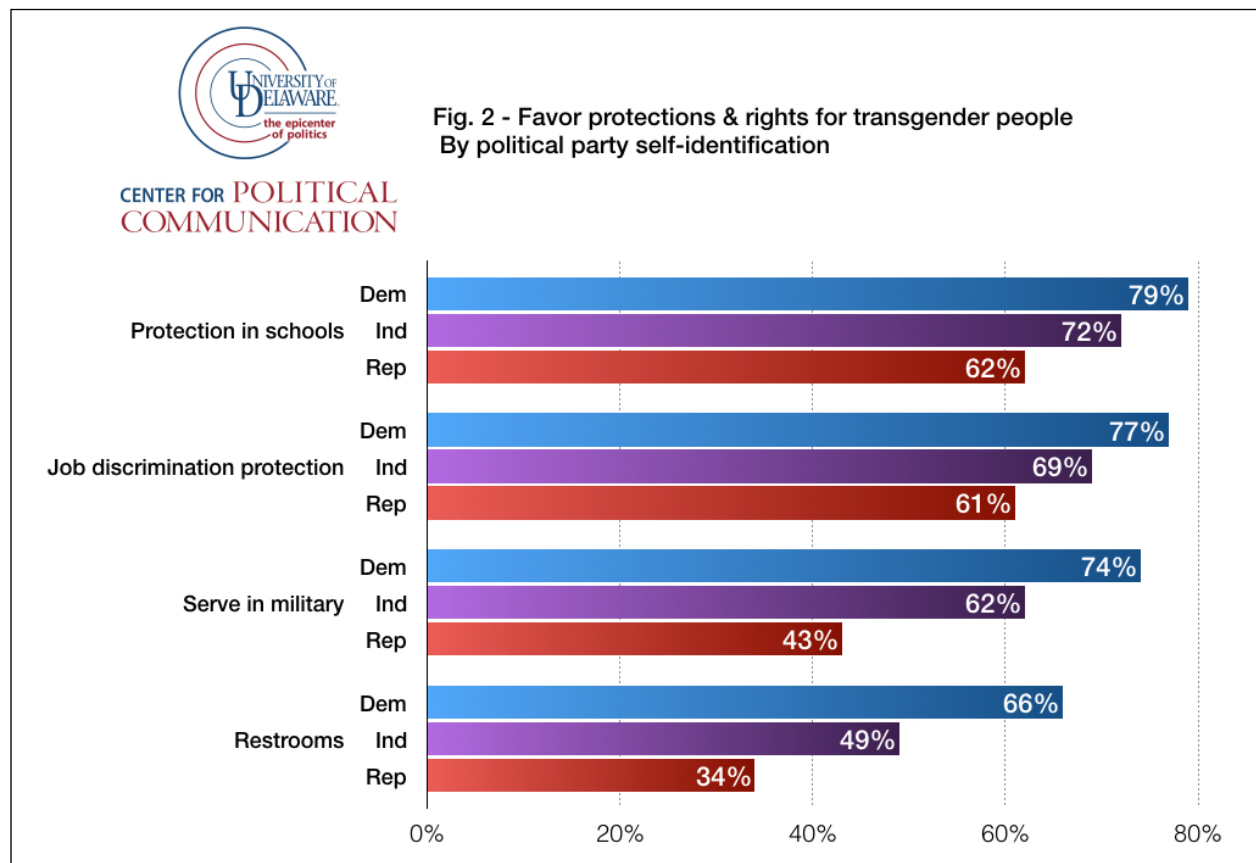


The UD survey reveals the public is more divided on requiring public buildings, such as courthouses, to have gender neutral restrooms. Only a slim majority of Americans favor this, by a margin of 51 percent to 43 percent.

National survey on rights, protections for transgender people

The split on this issue has played out across the nation in recent weeks. Last week, the Houston Equal Rights Ordinance was repealed thanks in large part to a campaign by a Christian advocacy group that focused on the threat of “men in women’s bathrooms.” And, in Wisconsin, Republicans pushed to prohibit transgender public school students from using a bathroom or locker room assigned to the gender with which they identified.

Looking more closely at the results, Paul Brewer, Director of the Center for Political Communication, said clear divisions on these issues emerge based on age, gender and political party.

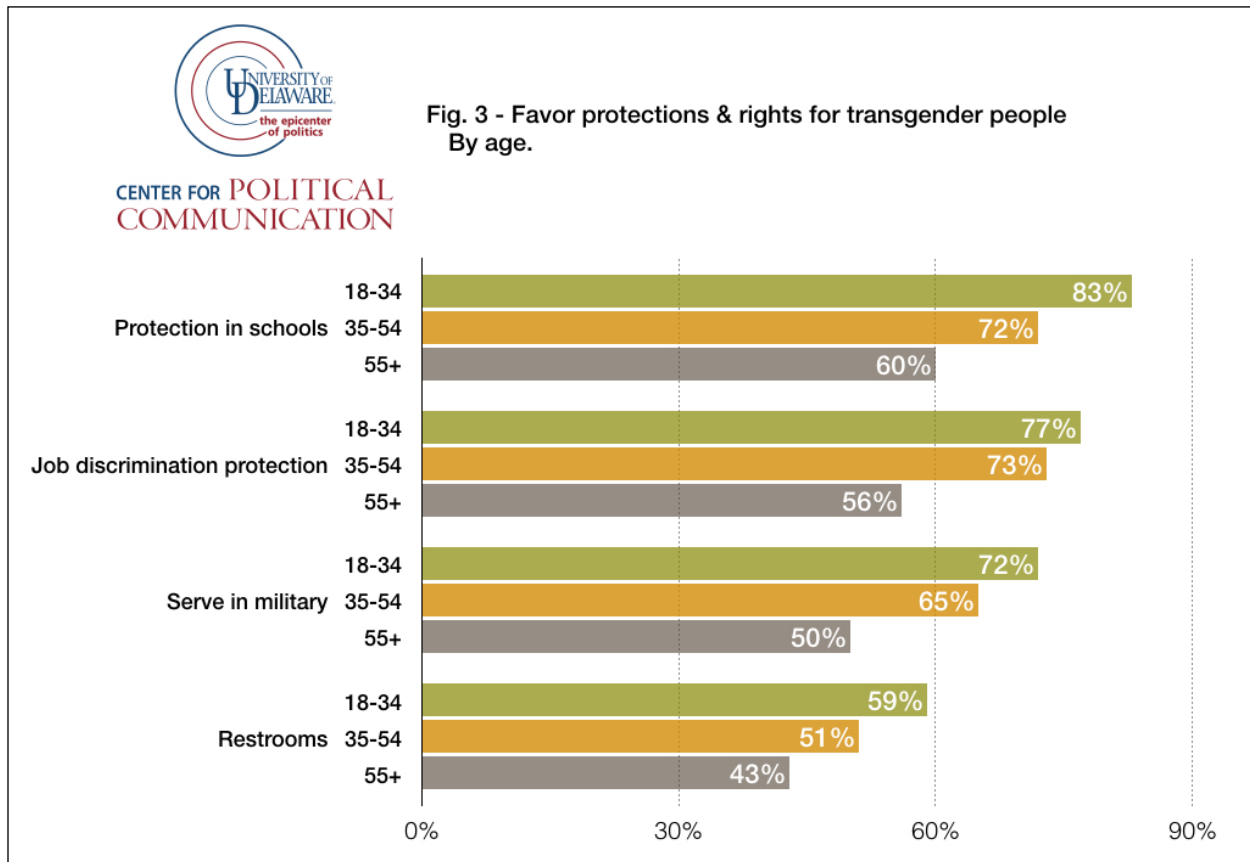


“Compared to Republicans, Democrats are more favorable toward transgender rights – a divide that the 2016 political campaign could highlight,” Brewer said.

The sharpest political divisions emerged on the issues of requiring gender neutral restrooms and transgender people serving in the military. Nearly three out of four Democrats surveyed (74 percent) said transgender people should be able to serve in the military, while only 43 percent of Republicans supported that idea. Meanwhile, Democrats backed the idea of requiring gender-neutral bathrooms in public places by a two-to-one margin over Republicans (66 percent - 34 percent).

National survey on rights, protections for transgender people

The CPC study also revealed a generation gap on transgender rights. Respondents between the ages of 18-34 overwhelmingly support transgender protection in schools (83 percent), protection against job discrimination (77 percent) and a right to serve in the military (72 percent), and a clear majority of young people (59 percent) said gender-neutral restrooms should be required.



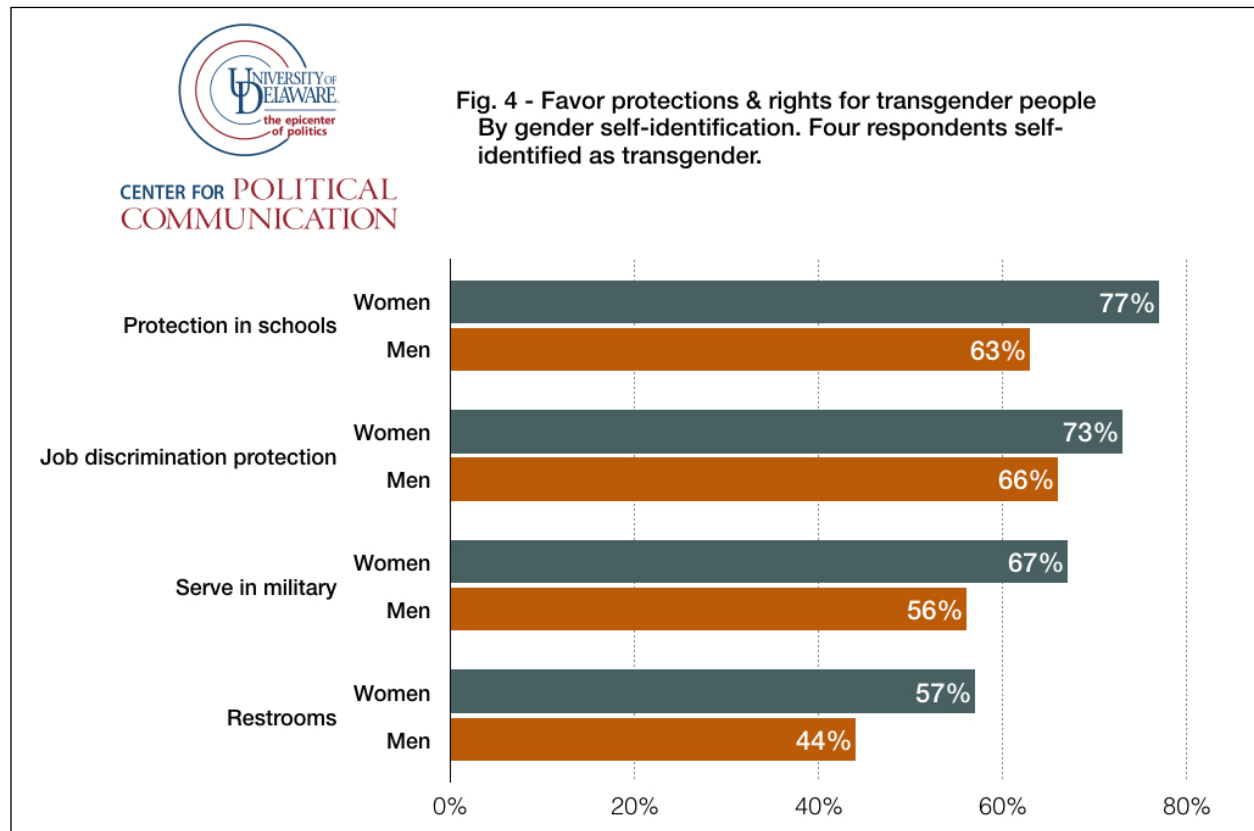
People 55 and older showed far less support for transgender rights and protections, although a majority of older respondents did favor protecting transgender students (60 percent) and workers (56 percent).

Among older Americans, the issue of gender neutral public bathrooms might be a topic to avoid at the holiday dinner table. Only 43 percent of respondents over 55 favor requiring gender-neutral restrooms.

Women, more than men, support transgender protections and rights, according to the study. Four of the 901 respondents self-identified as transgender.

The telephone survey of 901 U.S. adults was conducted by the University of Delaware’s Center for Political Communication from November 11-17, 2015. CPC Director Paul Brewer supervised the study.

National survey on rights, protections for transgender people



About the study

The National Agenda Opinion Project research was funded by the University of Delaware’s Center for Political Communication (CPC) and the William P. Frank Foundation. The study was supervised by the CPC’s Director, Paul Brewer, a professor in the Departments of Communication and Political Science & International Relations.

Results are based on telephone interviews with a representative sample of 901 adult U.S. residents. Telephone interviews were conducted via landline (n=344) and cell phone (n=557). The survey was conducted under supervision of the Center for Political Communication by Princeton Survey Research Associates International, and the interviews were administered in English by Princeton Data Source. The data were collected from November 11-17, 2015. Statistical results are weighted to correct known demographic discrepancies. The margin of sampling error for the complete set of weighted data is ± 3 percentage points.

Readers should be aware that in addition to sampling error, question wording and practical difficulties in conducting surveys can introduce error or bias into the findings of public opinion polls.

Please contact Paul Brewer at (302) 831-7771 for more details about the survey’s methodology.

National survey on rights, protections for transgender people

UNIVERSITY OF DELAWARE CENTER FOR POLITICAL COMMUNICATION
NOVEMBER 2015 NATIONAL AGENDA POLL

FINAL TOPLINE

November 11-17, 2015

N =901 U.S. Adult Residents

Please tell me how strongly you FAVOR or OPPOSE each of the following—do you strongly favor, favor, oppose, or strongly oppose this?

Laws that protect transgender people from job discrimination

Strongly favor	31%
Favor	39%
Oppose	16%
Strongly oppose	10%
Don't know/refused (volunteered)	4%
TOTAL	100%

Allowing transgender people to serve openly in the U.S. military

Strongly favor	24%
Favor	37%
Oppose	20%
Strongly oppose	13%
Don't know/refused (volunteered)	5%
TOTAL	100%

Requiring public buildings such as courthouses to have gender-neutral restrooms for patrons to use

Strongly favor	16%
Favor	34%
Oppose	26%
Strongly oppose	17%
Don't know/refused (volunteered)	7%
TOTAL	100%

Note: Not all columns sum to 100% due to rounding.

National survey on rights, protections for transgender people

Please tell me how strongly you FAVOR or OPPOSE each of the following—do you strongly favor, favor, oppose, or strongly oppose this?

Laws that protect transgender students from discrimination in schools

Strongly favor	31%
Favor	40%
Oppose	14%
Strongly oppose	12%
Don't know/refused (volunteered)	4%
TOTAL	100%

Note: Not all columns sum to 100% due to rounding.

National survey on rights, protections for transgender people

Detailed Demographic Tables

Please tell me how strongly you FAVOR or OPPOSE each of the following: **Laws that protect transgender people from job discrimination** —do you strongly favor, favor, oppose, or strongly oppose this?

	Strongly favor	Favor	Oppose	Strongly Oppose	Don't know/ Refused
ALL RESPONDENTS	31	39	16	10	4
Women	36	37	15	8	4
Men	24	42	17	12	4
18-34 years of age	44	34	13	8	1
35-54 years of age	29	44	16	8	3
55+ years of age	21	39	18	15	8
Republican	12	40	21	13	5
Democrat	38	39	11	9	4
Independent	31	39	17	9	4

Note: Not all columns sum to 100% due to rounding.

National survey on rights, protections for transgender people

Please tell me how strongly you FAVOR or OPPOSE each of the following: **Allowing transgender people to serve openly in the U.S. military** — do you strongly favor, favor, oppose, or strongly oppose this?

	Strongly favor	Favor	Oppose	Strongly Oppose	Don't know/ Refused
ALL RESPONDENTS	24	37	20	13	5
Women	30	37	20	8	5
Men	19	37	21	18	5
18-34 years of age	40	32	16	9	3
35-54 years of age	20	44	20	13	2
55+ years of age	17	33	24	18	8
Republican	13	30	26	24	6
Democrat	36	38	15	7	4
Independent	22	40	22	13	4

Note: Not all columns sum to 100% due to rounding.

National survey on rights, protections for transgender people

Please tell me how strongly you FAVOR or OPPOSE each of the following: **Requiring public buildings such as courthouses to have gender-neutral restrooms for patrons to use** — do you strongly favor, favor, oppose, or strongly oppose this?

	Strongly favor	Favor	Oppose	Strongly Oppose	Don't know/ Refused
ALL RESPONDENTS	16	34	26	17	7
Women	22	35	24	12	7
Men	10	34	27	23	6
18-34 years of age	26	33	23	11	6
35-54 years of age	12	39	28	17	4
55+ years of age	14	29	26	23	9
Republican	6	28	32	30	5
Democrat	26	40	21	9	5
Independent	16	34	27	17	7

Note: Not all columns sum to 100% due to rounding.

National survey on rights, protections for transgender people

Please tell me how strongly you FAVOR or OPPOSE each of the following: **Laws that protect transgender students from discrimination in schools** —do you strongly favor, favor, oppose, or strongly oppose this?

	Strongly favor	Favor	Oppose	Strongly Oppose	Don't know/ Refused
ALL RESPONDENTS	31	40	14	12	4
Women	37	40	12	8	10
Men	25	39	17	15	5
18-34 years of age	47	36	11	5	2
35-54 years of age	26	47	13	11	3
55+ years of age	25	36	17	18	5
Republican	22	40	18	17	6
Democrat	41	38	8	9	4
Independent	30	42	16	10	3

Note: Not all columns sum to 100% due to rounding.